

ISTITUTO TECNICO di Grafica e Comunicazione “LUIGI MONTI”

**Compiti consigliati di INGLESE
CLASSE I – SEZ. UNICA
A.S. 2024-2025**

Di seguito alla presente trovate una serie di esercizi relativi agli argomenti di base, utili per iniziare l'anno con le conoscenze minime della lingua inglese.

Si raccomanda di prendere visione di tutte le pagine a seguire e si consiglia di svolgere almeno un esercizio per ogni argomento di grammatica (GRAMMAR) e tutti gli esercizi di lessico (VOCABULARY).

Un augurio di buone vacanze.

G. Usvardi



Starter unit

0.1 Talk about nationality

PRESENTATION

1 **002** Listen and read. Where is Max from?



Carla Hi, I'm Carla. I'm 16, and I'm from Bari.
Max Hi, I'm Max. Welcome to summer camp! Are you Spanish?
Carla No! I'm not Spanish! Bari is in Italy. I'm Italian. And you?
Max I'm British. I'm from England, but my family are from Scotland and Wales.
Carla Are your friends British too?
Max Lucas and Zara? No, they aren't. Zara is from Delhi. She's Indian.
Carla And Lucas? Is he Indian?
Max He isn't Indian. He's from Hawaii. He's American.
Carla Is Hawaii in the USA?
Max Yes, of course it is!
Carla Oops! Are Lucas and Zara a couple?
Max No, they aren't a couple. They're just friends.
Carla Is Lucas single?
Max Yes, he is!
Carla Hooray! Hi guys, I'm Carla...

2 Who are these sentences true for? Write Carla, Max, or Lucas and Zara.

- is 16.
- is Italian.
- is friends with Lucas and Zara.
- aren't from Europe.
- are just friends.

CULTURE TIP

The UK is England, Scotland, Wales and Northern Ireland. Great Britain is England, Scotland and Wales, but NOT Northern Ireland.

VOCABULARY

Countries and nationalities

3 **003** Write the countries next to the correct flag in the table below. Then listen, check and repeat.

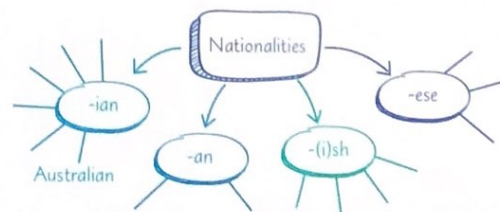
Germany • Brazil • France • Spain
 Canada • Russia • Japan • the USA
 the UK • Italy • Ireland

	Country	Nationality
1		<input type="text"/>
2		<input type="text"/>
3		French
4		<input type="text"/>
5		<input type="text"/>
6		Poland
7		<input type="text"/>
8		Spanish
9		Australia
10		<input type="text"/>
11		<input type="text"/>
12		China
13		India
14		<input type="text"/>
15		<input type="text"/>
16		Portugal

4 **004** Write the nationality next to each country in the table in Ex.3. Then listen, check and repeat.

Australian • Canadian • British • Portuguese
 Polish • Irish • Indian • Chinese • German
 Italian • American • Brazilian

5 Complete the mind map with nationalities from the table in Ex.3. Which nationality isn't in a category?



GRAMMAR

- 6 Complete the table with the **highlighted** words in the dialogue in Ex.1.

be: affirmative and negative**+ Affirmative**

I ⁰ <input type="text"/> Italian.	We're Italian.
You're Italian.	You're Italian.
He/She/It ¹ <input type="text"/> Italian.	They ² <input type="text"/> Italian.

- Negative

I ³ <input type="text"/> Italian.	We aren't Italian.
You aren't Italian.	You aren't Italian.
He/She/It ⁴ <input type="text"/> Italian.	They ⁵ <input type="text"/> Italian.

▶ Grammar Reference p.156

- ! In inglese il verbo viene sempre preceduto da un soggetto.
It's Italian. NOT ~~is~~ Italian.

- 7 Choose the correct alternative.

- 0 My mum'm (/s) from Germany.
1 I'm /'re Chinese.
2 That boy's /'re in my class.
3 Anna're /'s Polish.
4 You're /'s 16 years old.
5 They'm /'re at school.

- 8 Rewrite the sentences as negative.

- 0 They're in London. They aren't in London.
1 I'm Japanese.
2 You're my teacher.
3 She's my friend.
4 We're Canadian.
5 Our teacher's from Scotland.

- 9 Complete the table with the correct form of **be**. Use the dialogue in Ex.1 to help you.

be: interrogative and short answers**? Interrogative**

Am	I	Italian?
1 <input type="text"/>	he/she/it	Italian?
2 <input type="text"/>	you/we/they	Italian?

Short answers

Yes, I am.	No, I'm not.
Yes, he/she/it ³ <input type="text"/> .	No, he/she/it isn't.
Yes, you/we/they are.	No, you/we/they ⁴ <input type="text"/> .

▶ Grammar Reference p.156

- ! Non si usano mai le forme contratte nelle risposte brevi affermative.
Yes, I am. NOT Yes, I'm.




- 10 Complete the questions with the correct form of **be**. Then write short answers about you.

0 Are you French? No, I'm not.

- 1 your dad Russian?
- 2 your classmates from Australia?
- 3 I Italian?
- 4 we at school?
- 5 your mum 46 years old?

- 11 **COMPETENCES** In pairs. Ask and answer questions about the nationality of each picture. Then calculate your scores. Who is the winner?

- ! A Is Beyoncé British?
... B No, she isn't.

Where are they from?**Student A****Student B**

Score
Correct answer = +2 points Incorrect answer = -1 point
Answers
Student A: 1 the USA 2 Portugal 3 Japan 4 Australia 5 India
Student B: 1 the UK 2 Italy 3 Spain 4 Canada 5 China

- Challenge** Write a short fact file for a country. Include the flag, the nationality, the language(s), and famous people/things that are from that country.

0.2 Give personal information

PRESENTATION

Think back <<< Count from 1 to 20.
How old are you?

1 **005** Listen and read. How old is the student?



Receptionist Hello. Are you a new student?
Afonso Yes. I am.
Receptionist What's your first name?
Afonso My name's Afonso.
Receptionist How do you spell that?
Afonso It's A-F-O-N-S-O.
Receptionist And what's your surname, please?
Afonso It's Ferreiro. That's F-E-double R-E-I-R-O.
Receptionist Where are you from, Afonso? Portugal?
Afonso No, I'm from São Paulo. I'm Brazilian.
Receptionist What's your phone number?
Afonso It's 07700 900236.
Receptionist And what's your address in the UK?
Afonso It's 4 Park Street, Brighton.
Receptionist How old are you?
Afonso I'm 19 years old.
Receptionist That's great. OK, so you're in Level 5.
Afonso Who's my teacher?
Receptionist Your teacher is Ms Green.
Afonso Which is her classroom?
Receptionist She's in room 12. Have a good lesson.

2 True, false or not given? Write T, F or N.

- 1 His surname is Afonso.
- 2 He isn't Portuguese.
- 3 His address is in Brazil.
- 4 His post code is BN2 OBS.
- 5 Ms Green is his teacher.
- 6 His teacher is Irish.

VOCABULARY & PRONUNCIATION

The alphabet

3a **006** Write the missing letters. Then listen, check and repeat.

A B C E F G I
 J L M O P R
 S U V X Z

b **007** Write the letters in the correct column in the table. Then listen, check and repeat.

eɪ	iː	e	aɪ	əʊ	uː	aː
A	B	F	I	O	Q	R
<input type="text"/>	<input type="text"/>	<input type="text"/>	<input type="text"/>	<input type="text"/>	<input type="text"/>	<input type="text"/>

4 **008** Listen and write the two names.

1

2

Cardinal numbers

5 **009** Match the numbers to the words. Then listen, check and repeat.

- | | |
|---------------|---|
| 00 | ● fifty |
| 110 | ● twenty |
| 120 | ● a/one million |
| 150 | ● forty-nine |
| 200 | ● twelve |
| 330 | ● eleven |
| 490 | ● fifteen |
| 500 | ● zero |
| 1000 | ● fourteen thousand |
| 6600 | ● two thousand |
| 2,0000 | ● a/one hundred |
| 14,0000 | ● five billion |
| 71,2940 | ● six hundred and sixty |
| 1,000,0000 | ● thirty-three |
| 5,000,000,000 | ● seventy-one thousand, two hundred and ninety-four |

6 **010** Listen and choose the number you hear. Compare your answers in pairs. Then listen, check and repeat.

- 1 13|30
- 2 14|40
- 3 18|80
- 4 67|76
- 5 150|115
- 6 300|3,000
- 7 20,300|12,300
- 8 4,000,000|4,000,000,000

GRAMMAR

7 Complete the table with the **highlighted** words in the dialogue in Ex.1.

Question words	
When?	Quando?
1 <input type="text"/>	Dove?
2 <input type="text"/>	Cosa?
3 <input type="text"/>	Chi?
4 <input type="text"/>	Come?
Why?	Perché?
5 <input type="text"/>	Quale?
6 <input type="text"/>	Quanti anni? (età)

I pronomi e avverbi interrogativi si usano per fare domande. Si mettono all'inizio della frase. Se il verbo è accompagnato da una preposizione, quest'ultima si mette alla fine della frase.

Where are you **from**?

▶ Grammar Reference p.156

⚠ Si usa *why* per porre una domanda. Si usa *because* per rispondere.

'Why are you happy?' 'Because it's my birthday!'

8 Write the correct question word.

- is your surname?' 'It's Rossi.'
- is your mum at school?' 'Because she's a teacher.'
- is he from?' 'The USA.'
- are your friends?' 'They're Marco and Pia.'
- are you?' 'I'm fine, thanks.'
- is the concert?' 'On Friday.'
- is your first lesson – French or geography?' 'French.'

9 Write the words in the correct circle.

~~in~~ Canada • Mr Smith • name
phone number • at home • address • today
at school • her friend • Monday
your English teacher • tomorrow

Who?

What?

Where?

in Canada

When?

10 Complete the table with *your, my or her*. Use the dialogue in Ex.1 to help you.

Possessive adjectives

Subject pronouns	Possessive adjectives
I	1 <input type="text"/>
you	2 <input type="text"/>
he	his
she	3 <input type="text"/>
it	its
we	our
they	their

▶ Grammar Reference p.157

⚠ My name's Afonso. NOT ~~The~~ my name's Afonso.

11 Choose the correct alternative.

- He's from France, but **her/his** name's Welsh.
- I'm Australian, and **my/your** home is in Sydney.
- Wales is a country. **Her/Its** capital is Cardiff.
- 'I'm Fred.' 'Hi, Fred. What's **his/your** surname?'
- They're my teachers. **Their/Your** names are Mr Brown and Ms Keys.
- We're students. **Your/Our** school is in Brighton.

12 Complete the questions with a possessive adjective for the pronoun in brackets. Then write answers about you.

- Where's (you) home?
- Who are (we) English teachers?
- How old is (you) mum?
- What's (she) name?
- How old is (you) dad?
- What's (he) name?
- What are (they) nationalities?
- What's (I) surname?

13 **COMPETENCES** Complete the form about you. Then, in pairs, ask and answer questions.

- ☞ A What's your name?
 ⋮ B My name's Aurora.

ID My Personal Identity

NAME

SURNAME

HOMETOWN

NATIONALITY

ADDRESS

PHONE NUMBER

AGE

0.3 Talk about objects

VOCABULARY Colours

- 1 011 Match the words to the colours. Then listen, check and repeat.

silver • pink • grey • red • white
orange • yellow • gold • purple
brown • blue • green • black

1	<input type="text"/>	8	<input type="text"/>
2	<input type="text"/>	9	<input type="text"/>
3	<input type="text"/>	10	<input type="text"/>
4	<input type="text"/>	11	<input type="text"/>
5	<input type="text"/>	12	<input type="text"/>
6	<input type="text"/>	13	<input type="text"/>
7	<input type="text"/>		

Useful objects

- 2 012 Look at the objects in the suitcase. Match the words to the pictures. Then listen, check and repeat.



<input type="checkbox"/> an umbrella	<input type="checkbox"/> a diary
<input type="checkbox"/> glasses	<input type="checkbox"/> a suitcase
<input type="checkbox"/> a box	<input type="checkbox"/> a key
<input type="checkbox"/> a wallet	<input type="checkbox"/> a watch
<input type="checkbox"/> a hairbrush	<input type="checkbox"/> a boarding pass
<input type="checkbox"/> an identity card	<input type="checkbox"/> a Swiss Army knife

- 3 **SPEAKING** In pairs. Describe the objects in Ex.2 using the colours from Ex.1.

The wallet is brown.

Which are useful for a holiday in Spain?

A boarding pass is useful for a holiday in Spain.

CULTURE TIP

There isn't a British national identity card.

PRESENTATION

- 4 013 Listen and read. Where is Abigail? Choose the correct answer.

A at school B at the airport C at home



Customs officer Excuse me, madam. Is this your green suitcase?

Abigail Yes, it is.

Officer What's in it?

Abigail Um, useful things for my holiday in Spain.

Officer What's this?

Abigail That's a hairbrush.

Officer Are these your keys?

Abigail Yes. Those are my house keys.

Officer What's this blue thing?

Abigail That's an umbrella! Oh no! I'm late!

Officer What's in these boxes? Is this water?!
No water on the plane!

Abigail Of course. Sorry!

Officer And is this your knife too?

Abigail Um, yes, it is.

Officer Why is this in your suitcase?

Abigail It's for an apple... I'm sorry, here you are!

Officer OK, madam. Have a good holiday.

Abigail Thank you! Bye!

- 5 Answer the questions.

- 1 What colour is her suitcase?
- 2 Where is her holiday?
- 3 What colour is her umbrella?
- 4 What are her keys for?
- 5 What's in the boxes?
- 6 What's her knife for?

GRAMMAR

6 Read the rules. Then underline the examples of definite and indefinite articles in the dialogue in Ex.4.

Definite and indefinite articles

- L'articolo determinativo in inglese è *the*. È invariabile in numero e genere.
the teacher the students
- L'articolo indeterminativo in inglese è *a/an*.
- Si usa *a* davanti a parole che iniziano con suoni consonantici. Si usa *an* davanti a parole che iniziano con suoni vocalici.
a diary an identity card

▶ Grammar Reference p.157

⚠ an hour (h muta) a European country (/ju/)

7 014 Write *a* or *an*. Then listen, check and repeat.

- | | |
|---------------------------------------|-----------------------------------|
| 1 <input type="text"/> airport | 6 <input type="text"/> friend |
| 2 <input type="text"/> holiday | 7 <input type="text"/> key |
| 3 <input type="text"/> address | 8 <input type="text"/> officer |
| 4 <input type="text"/> British girl | 9 <input type="text"/> university |
| 5 <input type="text"/> Australian man | 10 <input type="text"/> hotel |

8 Complete the rules with plural nouns from the dialogue in Ex.4.

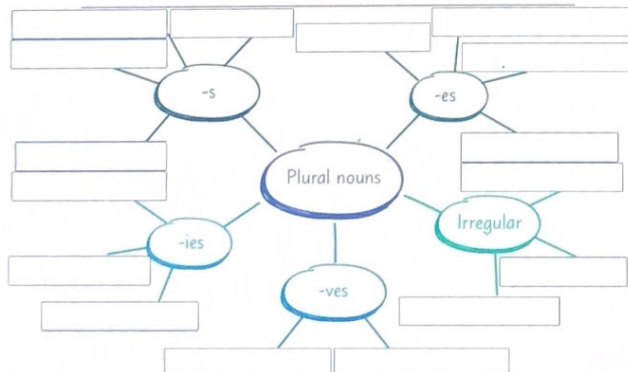
Plural nouns

- Sostantivi regolari:
key → 1 , *thing* → 2
- Sostantivi che terminano in -s, -x, -(t)ch, -ss, -sh:
box → 3
- Sostantivi che terminano in consonante + -y:
diary → *diaries*
- Alcuni sostantivi che terminano in + -f, -fe:
knife → *knives*
- Sostantivi irregolari:
man → *men* *woman* → *women*
person → *people* *child* → *children*

▶ Grammar Reference p.157

9 Complete the mind map with the plural forms of the nouns below.

- teacher • country • watch • flag • holiday
person • child • nationality • knife • wallet
hairbrush • bus • family • woman • class • half



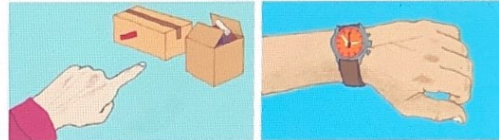
10 Complete the sentences from the dialogue in Ex.4. How do you say *this*, *that*, *these* and *those* in your language?

this/that/these/those

	Singular nouns	Plural nouns
Near (vicino)	Is 1 <input type="text"/> your green suitcase?	What's in 2 <input type="text"/> boxes?
Far (lontano)	3 <input type="text"/> 's an umbrella.	4 <input type="text"/> are my house keys.

▶ Grammar Reference p.157

11 Write *this*, *that*, *these* or *those*.



1 are boxes. 2 is a watch.



3 are glasses. 4 is an umbrella.

12 Rewrite the sentences using plural nouns.

- 0 This diary is blue. These diaries are blue.
- 1 That's a woman.
- 2 Is this your backpack?
- 3 Is that my bus pass?
- 4 This child isn't Spanish.
- 5 Who is this man?
- 6 How old is that person?

13 **COMPETENCES** In pairs. Look at the picture of the lost property office at the airport. Ask and answer questions about the objects on the shelves and in the boxes.

- A What's that?
B That's a hairbrush.



0.4 Talk about dates and possessions

VOCABULARY Ordinal numbers

1 **015** Write the missing ordinal numbers. Then listen, check and repeat.

1 st first	11 th <input type="text"/>
2 nd second	12 th twelfth
3 rd third	13 th <input type="text"/>
4 th fourth	20 th twentieth
5 th fifth	21 st twenty-first
6 th <input type="text"/>	22 nd <input type="text"/>
7 th <input type="text"/>	23 rd <input type="text"/>
8 th <input type="text"/>	30 th <input type="text"/>
9 th ninth	31 st <input type="text"/>
10 th <input type="text"/>	42 nd <input type="text"/>

2 **016** Write the days in the correct order. Then listen, check and repeat.

Monday • Friday • Sunday • Thursday
Tuesday • Saturday • Wednesday





1	Monday
2	<input type="text"/>
3	<input type="text"/>
4	<input type="text"/>
5	<input type="text"/>
6	<input type="text"/>
7	<input type="text"/>

3 **017** Number the months in the correct order. Then listen, check and repeat.

- | | |
|------------------------------------|-----------------------------------|
| <input type="checkbox"/> December | <input type="checkbox"/> February |
| <input type="checkbox"/> JUNE | <input type="checkbox"/> NOVEMBER |
| <input type="checkbox"/> September | <input type="checkbox"/> July |
| 1 JANUARY | <input type="checkbox"/> October |
| <input type="checkbox"/> May | <input type="checkbox"/> March |
| <input type="checkbox"/> April | <input type="checkbox"/> AUGUST |

4 **018** Match the seasons to the pictures. Then write the months under the correct seasons. Then listen and check your answers.

autumn • spring • winter • summer

1 <input type="text"/>	2 <input type="text"/>
	
<input type="text"/>	<input type="text"/>
3 <input type="text"/>	4 <input type="text"/>
	
<input type="text"/>	<input type="text"/>

Dates

5 **019** Complete the table with the dates. Then listen, check and repeat.

	Write	Say
0	10/01	10 th January
1	21/10	<input type="text"/>
2	15/03	<input type="text"/>
3	22/05	<input type="text"/>
4	01/08	<input type="text"/>
5	12/02	<input type="text"/>
6	03/04	<input type="text"/>

! I giorni della settimana, i mesi e i nomi delle festività iniziano sempre con la lettera maiuscola.
The Christmas party is on Monday 19th December.

6 **020 SPEAKING** In pairs. Complete the quiz. Then listen and check your answers.

- A** What's the first day of spring?
B Is it the 1st of April?

Dates and days quiz

- 1 What's the first day of spring?
- 2 When's Christmas Eve?
- 3 When's Valentine's Day?
- 4 Which months are only 30 days long?
- 5 When's New Year's Day?
- 6 When's April Fool's Day?

PRESENTATION

- 7 Look at Joe's notes and write the dates in word form.
- When's his mum and dad's wedding anniversary?
 - When's the Spanish students' dinner?
 - When's Joe's dad's birthday?
 - When's his middle school friends' reunion?
 - When's Chris's Christmas party?

Joe's important dates!

12/09	Mum and Dad's wedding anniversary
04/10	Spanish students' dinner
02/11	Dad's birthday
10/11	Middle school friends' reunion
13/11	Children's choir performance
09/12	Gareth and Lisa's wedding
17/12	Chris's Christmas party!

GRAMMAR

- 8 Look at the examples from Joe's notes and complete the rules with 's or '.

Possessive s

Si aggiunge 's (il genitivo sassone) a un nome per esprimere il concetto di possesso.

- Quando il possessore è al singolare, si aggiunge sempre 1 .
Dad's birthday Chris's party
- Quando il possessore è un sostantivo plurale che termina in -s, si aggiunge solo 2 .
students' dinner (BUT children's choir)

▶ Grammar Reference p.158

- ! Mum and Dad's wedding anniversary
NOT Mum's and Dad's wedding anniversary

- 9 Write the sentences using the possessive s.
- That's (the car of Bill). That's Bill's car.
 - Where are (the identity cards of Emilia and Ben)?
 - When's (the birthday of your mum)?
 - She's (the teacher of the students).
 - Those are (the boxes of the children).
 - Those are (the houses of my friends).
 - (The name of the teacher) is Mr Robins.

- 10 Add the possessive s to the sentences.
- Eva glasses are black. Eva's glasses are black.
 - Luke friend is from Spain.
 - The students backpacks are in the classroom.
 - Ruby watch is in a box.
 - The teacher umbrella is at school.
 - Jim and Lola bus passes are on the shelf.
 - Liam friends wallets are in his backpack.

- 11 Underline the examples of the possessive s.
- Lisa's friend's American.
 - He's that teacher's student.
 - That woman's name's Susan.
 - It's my friends' house.
 - What's Bill and Ted's friend's name?
 - Where's Mike's teacher's house?

- 12 **COMPETENCES** In pairs. Match the famous film characters below to their objects.

Harry Potter • Mary Poppins • James Bond
Snow White • Rapunzel • Bridget Jones
Alice (*Alice in Wonderland*)
Bilbo (*The Hobbit*) • ET

- A What's that?
B Is that Mary Poppins's umbrella?
A Yes, it is./No, it isn't.

Famous objects from films

1 	2 	3 
4 	5 	6 
7 	8 	9 

Answers 1 Mary Poppins's 2 Bridget Jones's 3 Harry Potter's
4 Rapunzel's 5 Alice's 6 James Bond's 7 Snow White's 8 Bilbo's 9 ET's

- | | | | |
|------------------------|-----------|------------------------|-------|
| 1 <input type="text"/> | umbrella | 6 <input type="text"/> | watch |
| 2 <input type="text"/> | diary | 7 <input type="text"/> | apple |
| 3 <input type="text"/> | glasses | 8 <input type="text"/> | ring |
| 4 <input type="text"/> | hairbrush | 9 <input type="text"/> | bike |
| 5 <input type="text"/> | key | | |

Challenge Think of a special event for your school (e.g. a dinner, a party). Create an invitation for the event. Include the following information: What is it? Where is it? When is it? Who is it for?

0.5 Talk about possessions

PRESENTATION

1 021 Listen and read. Is the teacher happy or angry?



Teacher Good morning class. What a mess! Whose is this big backpack?

Student It's **mine**! Sorry, Ms Smith.

Teacher And whose fantastic English books are these?

Students They're **ours**, Ms Smith.

Teacher Whose are those French and Spanish dictionaries? Are they Amy and Brian's?

Student Yes, Ms Smith. They're **theirs**.

Teacher And whose is that black and white pencil case?

Student That's Jack's. He's a Juventus fan!

Teacher Whose is that old exercise book on the desk?

Student That's Susy's book, but that desk isn't **hers**. It's Ben's!

Teacher And why is the board dirty? Whose is that horrible picture?

Student It's Ben's, Ms Smith!

Teacher Ben! Clean the board immediately!!! Whose loud phone is that? No phones in class!

Students It's **yours**, Ms Smith!

Teacher Oh, yes...

2 Change the words in bold to make the sentences true.

- 0 The backpack is **small**. big
- 1 The English books are **horrible**.
- 2 The dictionaries are **Italian and Portuguese**.
- 3 The pencil case is **pink and blue**.
- 4 The exercise book is **new**.
- 5 The **desk** is dirty.

VOCABULARY

Classroom objects

3 022 Match the words to the pictures. Then listen, check and repeat.



- | | |
|---|--------------------------------------|
| <input type="checkbox"/> backpack/rucksack | <input type="checkbox"/> ruler |
| <input type="checkbox"/> exercise book/notebook | <input type="checkbox"/> dictionary |
| <input type="checkbox"/> pen | <input type="checkbox"/> desk |
| <input type="checkbox"/> book | <input type="checkbox"/> rubber |
| <input type="checkbox"/> chair | <input type="checkbox"/> calculator |
| <input type="checkbox"/> pencil | <input type="checkbox"/> pencil case |

4 **SPEAKING** In pairs. Test your partner. Ask about things in your classroom. Then swap roles.

- A** What are these?
- B** They're books.
- A** What's this?
- B** It's a desk.

Common adjectives

5 023 Match the adjectives to their opposites. Then listen, check and repeat.

- | | |
|-----------------------------------|-----------------------------------|
| 1 loud <input type="radio"/> | <input type="radio"/> A horrible |
| 2 clean <input type="radio"/> | <input type="radio"/> B quiet |
| 3 fast <input type="radio"/> | <input type="radio"/> C dirty |
| 4 easy <input type="radio"/> | <input type="radio"/> D cold |
| 5 fantastic <input type="radio"/> | <input type="radio"/> E small |
| 6 new <input type="radio"/> | <input type="radio"/> F difficult |
| 7 big <input type="radio"/> | <input type="radio"/> G slow |
| 8 hot <input type="radio"/> | <input type="radio"/> H old |

VOCABULARY STRATEGY

Similar words: cognates and false friends

Molte parole in inglese sono simili a parole italiane (dictionary – dizionario, fantastic – fantastico). Queste si chiamano *cognates*. A volte questa somiglianza può aiutarti a capire il significato di un testo. Attenzione però! Alcune parole in inglese sono simili a parole italiane ma hanno un significato diverso (box – scatola, garage – box). Queste si chiamano *false friends*. Hai trovato altri *false friends* nella pagina precedente? Può essere utile tenerne una lista nel tuo quaderno.

6 Write five sentences describing things in your classroom.

This is an old desk.

! In inglese gli aggettivi sono invariabili e precedono il sostantivo.
big backpacks NOT ~~backpacks-bigs~~

GRAMMAR

7 Complete the table with the highlighted words in the dialogue in Ex.1.

Possessive pronouns	
Possessive adjectives	Possessive pronouns
my	1 <input type="text"/>
your	2 <input type="text"/>
his	his
her	3 <input type="text"/>
our	4 <input type="text"/>
their	5 <input type="text"/>

Si usa un pronome possessivo per evitare di ripetere un sostantivo.

▶ Grammar Reference p.158

8 Rewrite the sentences using possessive pronouns.

- 0 It's my pencil. It's mine.
- 1 That's your calculator.
- 2 They're Rebecca's rubbers.
- 3 It isn't our desk.
- 4 Those aren't Sara and Luke's backpacks.
- 5 These are my dad's books.
- 6 This is my chair.

9 Choose the correct alternative.

- 1 This is **my/mine** pencil.
- 2 'Whose is this book?' 'That's **your/yours**.'
- 3 These are **our/ours** blue pens.
- 4 Those aren't **their/theirs**.
- 5 Is that **her/hers** desk?
- 6 That calculator's **my/mine**.
- 7 'Whose chairs are those?' 'They're **our/ours**'.
- 8 Are those **their/theirs** rubbers?

Whose?

Si usa *whose* per chiedere a chi appartiene qualcosa.

Ci sono due costruzioni:

Whose + noun + is/are + this/that/these/those?

Whose + is/are + this/that/these/those + noun?

▶ Grammar Reference p.158

10 Write questions using *Whose*. Then write answers using possessive pronouns.



0 Mrs Brown



1 me



2 Jack



3 Rob and Sarah



4 you and Carolina



5 me and my friend

0 desk Whose desk is this? / Whose is this desk?
It's hers.

- 1 red pen
- 2 rubber
- 3 chairs
- 4 backpacks
- 5 books

11 Complete the questions with *Who's* or *Whose*.

- 1 not in class today?
- 2 is this yellow ruler?
- 3 are these desks?
- 4 this boy?
- 5 friend is she?
- 6 his English teacher?
- 7 that quiet woman?
- 8 is this hairbrush?

12 COMPETENCES In pairs. Ask and answer questions about objects in your classroom. Use *Whose*, possessive pronouns and the possessive *s*.

- ▶ A Whose is that pink backpack?
- ⋮ B It's hers./It's Lara's.

0.6 Give and follow instructions

VOCABULARY

Classroom language

1 024 Match the phrases to the pictures. Then listen, check and repeat.



- Close the door.
- Sit down.
- Don't speak Italian.
- Look at the board.
- Read the text.
- Open your books at page 25.
- Do exercise 5.
- Work in pairs.
- Write your answers in your notebooks.
- Listen to the recording.

2 025 Match the phrases to their Italian translation. Then listen, check and repeat.

- 1 Can you repeat that, please?
- 2 How do you say ... in English?
- 3 I'm sorry. I don't understand.
- 4 What does ... mean?
- 5 Sorry I'm late.

- A Cosa significa ... ?
- B Come si dice ... in inglese?
- C Puoi ripetere, per favore?
- D Mi scusi per il ritardo.
- E Mi dispiace. Non capisco.

PRESENTATION

3 026 Listen and read. Who is late for class?



Mr Hill Good morning, class. Close the door, please. Right, this is for **you**! It's a big French test!

Simon Sorry, Mr Hill.

Mr Hill Don't be late again, Simon! Sit down. Don't speak to **her**! OK, the first part of the test is writing, the second is listening and the third is speaking.

Simon Mr Hill, French is a fantastic language, but listening is really difficult for **me**. It's really fast!

Mr Hill Relax! Don't worry about **it**! This dialogue is slow, and it's all about Christmas!

Simon OK, but writing in French is difficult for **us** too, sir...

Mr Hill Be quiet, class! Now, look at the board and read the questions. Do the first or the second exercise. Don't do both of **them**! Write your answers in your notebooks. And don't speak during the test! Are you ready? Start now!

4 True, false or not given? Write T, F or N.

- 1 Today is a Spanish test.
- 2 The second part of the test is writing.
- 3 The test is 30 minutes long.
- 4 Students answer only one writing question.
- 5 Students write their answers in their notebooks.

GRAMMAR

- 5 Look at the examples and complete the rules with *Affirmative* or *Negative*.

Imperative

1

Si costruisce con la **forma base** del verbo, senza soggetto.

Be quiet, class!

Look at the board and read the questions.

2

Si costruisce con **don't** + la **forma base** del verbo, senza soggetto.

Don't be late again!

Don't speak Italian.

Si usa l'imperativo per dare ordini e istruzioni.

▶ Grammar Reference p.158

- ⚠ Sara, sit down. NOT *Sara, you sit down.*

- 6 Write the words in the correct order.

- 0 the board at Look
Look at the board.
1 in Don't class speak
2 questions the pairs in Answer
3 do exercise Don't the first
4 your text Open read books and the
5 your answers notebooks your Write in

- 7 Complete the sentences with the correct form of the verbs below.

sit • not speak • not be
listen • open • read • not close

- 0 Please sit down, class.
1 It's your birthday today. sad!
2 your books at page 76.
3 Lucy, please the text.
4 Quiet! !
5 Students, please to your teacher.
6 the door! It's very hot in here.

- 8 **WRITING** In pairs. Read the tips. Tick (✓) the good ideas. Put a cross (✗) next to the bad ideas. Then write instructions.

How to prepare for an English test

The week before the test

- open your book
 read your notes
 work with a study group
 listen to your teacher
 ask questions in class

The day of the test

- drink coffee
 worry
 be late
 relax
 answer all the questions
 copy your friends
 speak Italian

- 9 Complete the table with the **highlighted** words in the dialogue in Ex.3.

Object pronouns

Subject pronouns	Object pronouns
I	1 <input type="text"/>
you	2 <input type="text"/>
he	him
she	3 <input type="text"/>
it	4 <input type="text"/>
we	5 <input type="text"/>
they	6 <input type="text"/>

Si usa un pronome complemento al posto di un sostantivo.

Open the door. → Open it.

Seguono il verbo o una preposizione.

Do it. Listen to me.

▶ Grammar Reference p.158

- 10 Choose the correct object pronoun to replace the **underlined** words.

- 1 I'm with Sonia.
A she B her C him
2 Listen to Mr Roberts.
A he B her C him
3 Open the door, please.
A them B it C him
4 This book is for Jess and David.
A them B him C it
5 We're here! Look at Judy and me!
A me B we C us
6 These chairs are for those people.
A they B them C us

- 11 Complete the sentences with an object pronoun.

- 1 Here are your books. Open at page 95.
2 I don't understand this word. How do you say in Italian?
3 Ms Rose is our teacher today. Listen to .
4 Alex isn't happy today. Don't speak to .
5 We're in your group. Work with .
6 Read the questions. Then answer .
7 It's my birthday today! Is this box for ?
8 Jodie, Bill, where are ?

- 12 **027 COMPETENCES** Listen and follow the instructions. If you make a mistake, sit down, and watch your classmates.